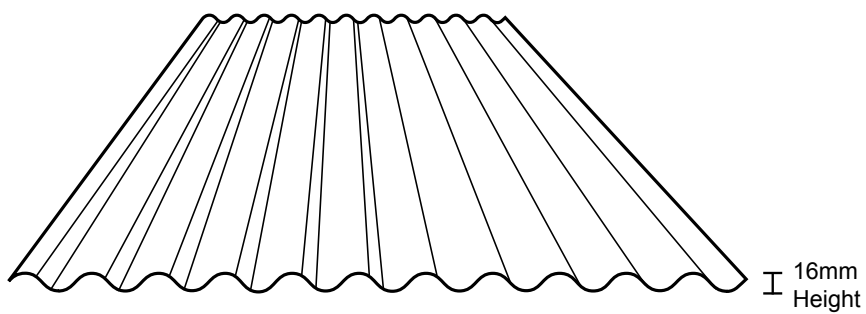


*Corrugated Roofing & Cladding*

**CORODEK®**



## About CORODEK®

A traditional roofing profile, CORODEK® is a multipurpose roofing and cladding system that is the preferred choice for domestic applications. CORODEK® is high tensile steel, corrugated roofing and wall cladding manufactured from 0.42mm and 0.48mm BMT\* COLORBOND® steel and ZINCALUME® steel or galvanised steel. CORODEK® can be custom cut and comes in a range of COLORBOND® steel colours.



\*BMT means Base Metal Thickness

## Roof Pitch

For roofs with continuous sheets and no end laps the minimum roof pitch is 5° (1 in 12). For roofs with pitches between 5° and 15° the minimum end lap length is 200mm and for pitches above 15° it is 150mm. For walls allow minimum end lap of 100mm.

## Fastener Location at Supports

CORODEK® may be fastened to timber or steel supports by conventional crest fixing. There should be 5 fixings per sheet at end and end laps for normal conditions and 3 fixings per sheet at intermediate supports. For severe exposure conditions, higher wind pressures can be withstood by use of 5 fixings per sheet at intermediate supports.

## Fixing Fastener Location

Ends & End Laps



Intermediate Supports



### Softwood

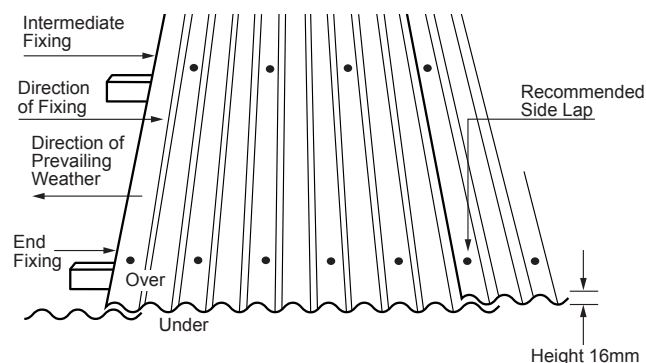
Roofing: M6-11 x 50mm Roof Zips®, Hex Head with seal.  
Cladding: M6-11 x 25mm Roof Zips®, Hex Head with seal.

### Hardwood

Roofing: M6-11 x 50mm Roof Zips®, Hex Head with seal.  
Cladding: M6-11 x 25mm Roof Zips®, Hex Head with seal.

### Steel Supports

Metal purlins and battens to a maximum of 3.2mm with M6 x 50mm Roof Zip®.



## Installation

### Cutting

CORODEK® can be cut where necessary by using a circular saw with a metal cutting blade, avoid using an abrasive disc. When you cut COLORBOND® steel sheeting ensure the coloured surface is placed downwards to lessen the likelihood of swarf embedding in the exposed roof surface.

### Length

Metroll can supply CORODEK® COLORBOND® steel, ZINCALUME® steel or galvanised steel sheeting cut to customer specifications depending on load limit regulations set by the relevant local transport authority. Manufacturing lengths ordered from Metroll need to be site measurements, not those taken off building plans.

The required sheet length is obtained by measuring the distance from the ridges to external edges, or fascia and adding 50mm for overhang into the gutter. Length tolerance on CORODEK® is  $\pm 0-15$ mm.

## Handling of Material

When handling CORODEK®, extreme care needs to be taken to preserve the quality of the finish. Packs should be kept dry and stored above ground level whilst on site. If the sheets become wet, these need to be separated, wiped and placed in the open air to dry.

## Walking on CORODEK®

When walking on CORODEK® roof sheeting, always wear flat rubber soled shoes and ensure that you walk only over areas where you have installed purlin or batten supports.

## Clean Up

Prior to leaving the work site at the end of the day, ensure that you remove all foreign debris, screws, rivets and especially any swarf from drilling or cutting from the roof surface or from inside the gutters. These systematic cleanups avoid the onset of premature corrosion of the roofing or cladding sheets.

## Materials

CORODEK® profiles can be roll formed in ZINCALUME® steel, COLORBOND® steel or galvanised steel. Please contact your nearest office about colours, lead times and availability.

## Compatibility

Never use lead flashings with ZINCALUME® steel, COLORBOND® steel or galvanised steel CORODEK® profiles, as these products are inert materials. Drainage from copper roofs onto ZINCALUME® steel, COLORBOND® steel or galvanised steel roofing or rainwater products should not be allowed.

## Harsh Environments

If you intend to use CORODEK® roofing or walling within 1km of industrial, chemical, marine or unusually corrosive environments please contact your nearest Metroll office for advice on the right product.

## Design & Building Specifications

CORODEK® roofing and cladding profiles shown in drawings need to be specified as CORODEK® as manufactured by Metroll Pty Ltd. CORODEK® needs to be fixed in a workmanlike manner and in accordance with the manufacturer's recommendations. Base sheet needs to be specified as G550/AZ150 with preferred finish.

## Benefits

- Elegant, traditional appearance
- Custom lengths
- High tensile steel
- Long lengths
- Cost effective
- Variety of COLORBOND® steel colours
- Popular for domestic uses
- Suitable for rainwater collection

## Availability & Delivery

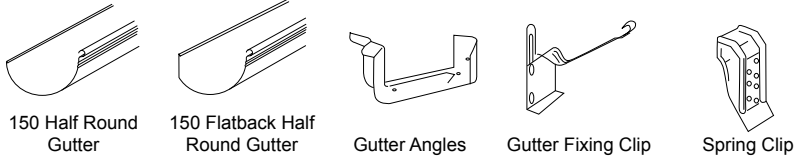
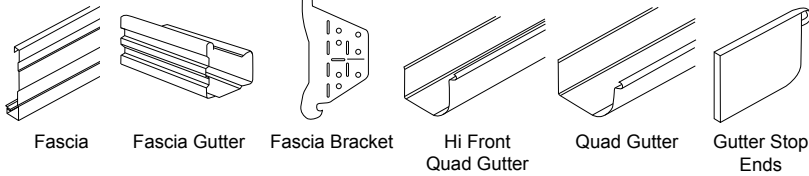
Contact the nearest Metroll office for the relevant lead times, colours and product availability. You can assist us to supply material in good order by ensuring that suitable arrangements have been made to unload our trucks.

To prevent damage when lifting long lengths of sheeting by crane, ensure that the load is evenly spread. Where a crane cannot be made available, the customer is responsible for providing sufficient labour to help the driver to unload.

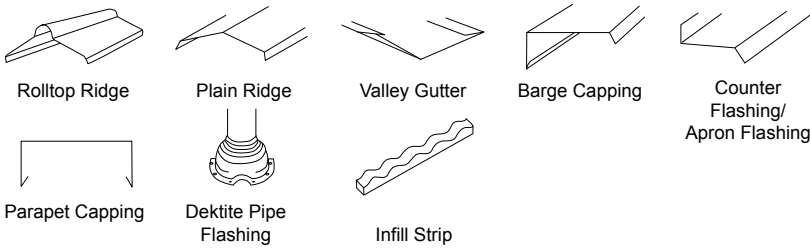


# CHECKLIST Do you require any of the following?

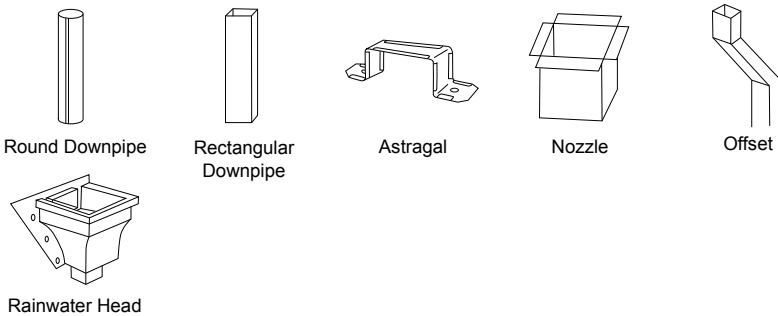
## Fascias, Gutters & Ancillary Items



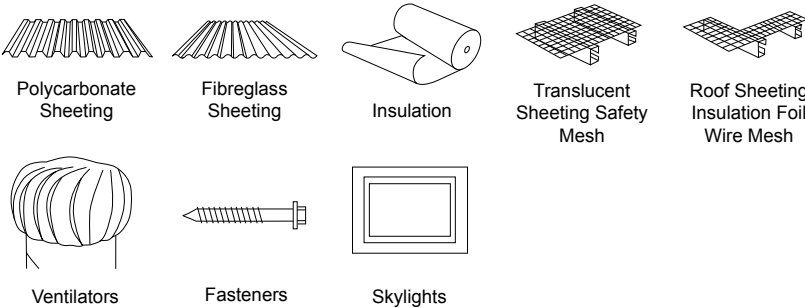
## Flashings & Cappings



## Downpipes & Ancillary Items



## Other Products



Distributed By:

Metroll Pty Ltd. ABN 97 001 446 439. All reasonable care has been taken in the compilation of the information contained in this brochure. All recommendations on the use of our products are made without guarantee as conditions of use are beyond the control of Metroll Pty Ltd. It is the customers responsibility to ensure that the product is fit for its intended purpose and that the actual conditions of use are suitable. Metroll Pty Ltd, pursues a policy of continuous development and reserves the right to amend specifications without prior notice. The Metroll M and Logo are registered trademarks of Metroll Pty Ltd.

AQUAPLATE®, COLORBOND®, GALVASPAN®, ZINCALUME® steels, Thermatech® are all registered trade marks of BlueScope Steel Limited.



## NSW Branches

### METROLL - Sydney

165 Airds Road, Minto, NSW 2566  
 PO BOX 1665, Campbelltown, NSW 2560  
 P: 1300 766 346 (Australia)  
 F: 1300 766 347 (Australia)  
 E: [sales@sydney.metroll.com.au](mailto:sales@sydney.metroll.com.au)  
[www.metroll.com.au/sydney](http://www.metroll.com.au/sydney)

### METROLL - Newcastle

268 Macquarie Road, Warners Bay, NSW 2282  
 PO BOX 267, Cardiff, NSW 2285  
 P: +61 (0)2 4954 5799  
 F: +61 (0)2 4954 0891  
 E: [sales@metrollnewcastle.com.au](mailto:sales@metrollnewcastle.com.au)  
[www.metroll.com.au/newcastle](http://www.metroll.com.au/newcastle)

### METROLL - Tamworth

Lot 2 Jewry Street, Tamworth, NSW 2340  
 PO BOX W3177, West Tamworth, NSW 2340  
 P: +61 (0)2 6765 4799  
 F: +61 (0)2 6765 2672  
 E: [sales@tamworth.metroll.com.au](mailto:sales@tamworth.metroll.com.au)  
[www.metroll.com.au/tamworth](http://www.metroll.com.au/tamworth)

### METROLL - Lismore

29 Krauss Avenue, South Lismore, NSW 2480  
 P: +61 (0)2 6622 6677  
 F: +61 (0)2 6622 6678  
 E: [sales@lismore.metroll.com.au](mailto:sales@lismore.metroll.com.au)  
[www.metroll.com.au/lismore](http://www.metroll.com.au/lismore)

### METROLL - Dubbo

3 Jannali Road, West Dubbo, NSW 2830  
 PO BOX 615, Dubbo, NSW 2830  
 P: +61 (0)2 6882 8277  
 F: +61 (0)2 6882 8008  
 E: [sales@dubbo.metroll.com.au](mailto:sales@dubbo.metroll.com.au)  
[www.metroll.com.au/dubbo](http://www.metroll.com.au/dubbo)

### Palmer Steel Frame & Truss P/L Narrabri

15 Kaputar Road, Narrabri, NSW 2390  
 PO BOX 294, Narrabri, NSW 2390  
 P: +61 (0)2 6792 1082  
 F: +61 (0)2 6792 4322  
 E: [info@palmerframes.com.au](mailto:info@palmerframes.com.au)  
[www.palmerframes.com.au](http://www.palmerframes.com.au)

For other state contacts visit  
[www.metroll.com.au](http://www.metroll.com.au)