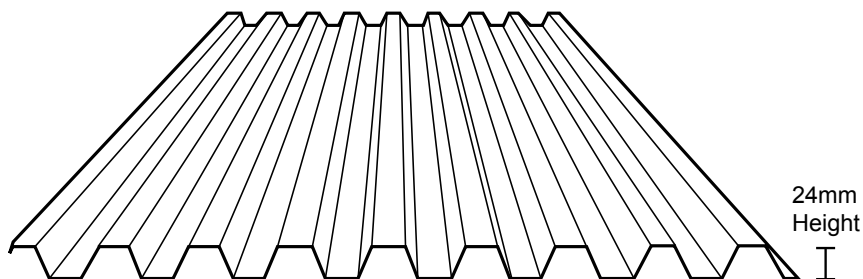


Lightweight, High Strength Profile

METROSPAN®



About METROSPAN®

METROSPAN® is a roll-formed, custom-length, high tensile steel, uniformly profiled roofing and wall sheeting material, manufactured from 0.42mm and 0.48mm BMT* COLORBOND® steel and ZINCALUME® steel or galvanised steel

METROSPAN® is ideal for roofing and wall cladding for commercial and industrial buildings, roofing for new homes, home extensions, carports, garages, covered patios, fencing, fascia and facade work.



*BMT means Base Metal Thickness

Minimum Roof Pitch

For roofs with continuous sheets and no end laps the minimum roof pitch is 2° (1 in 30). To prevent ponding from occurring this minimum pitch must be adhered to at all points of the roof. For roofs with end laps the minimum lap is 200mm for pitches between 2° and 15° and 150mm above 15°. For walls allow maximum end laps of 100mm.

Fasteners

METROSPAN® may be fastened to timber or steel supports by conventional crest fixing. There needs to be 4 fixings per sheet at the ends and end laps and 3 fixings per sheet at the intermediate supports. Always face side laps away from the prevailing weather.

Softwood

Roofing: M6 - 11 x 65mm Roof Zips®
Cladding: M6 - 11 x 25mm Roof Zips®

Hardwood

Roofing: M6 - 11 x 50mm Roof Zips®
Cladding: M6 - 11 x 25mm Roof Zips®

Steel Supports

Fix metal purlins and battens to a maximum of 3.5mm with M5.5 x 50mm Auto Teks®.

Benefits

- Custom cut
- Long lengths
- Longer spans
- High strength
- Low roof pitch
- Impact resistant
- Cost effective
- Multipurpose

Installation

Length

Metroll supplies METROSPAN® sheeting cut to order as required depending on load limit regulations set by the relevant local transport authority. Lengths to be manufactured need to be site measurements, not those taken off plans. Length tolerance of METROSPAN® 850/864 is ±0-15mm.

Handling of Material

When handling METROSPAN® care should be taken at all times to preserve the quality of the finish. Packs should be kept dry and stored above ground on dunnage whilst on site. If sheets do become wet, these need to be separated, wiped and placed in the open air to dry.

Cutting

METROSPAN® roof sheeting can be cut by using a circular saw with a metal blade. When you cut COLORBOND® steel sheeting ensure the coloured surface is placed downwards to lessen the likelihood of swarf being embedded in the exposed roof surface.

Walking on Sheeting

When walking on METROSPAN® roof sheeting always wear flat rubber soled shoes and only walk over areas where you have purlin or batten supports.

Material Compatibility

Never use lead flashings with ZINCALUME® steel or COLORBOND® steel METROSPAN® roof sheeting. Drainage from copper roofs onto ZINCALUME® steel, COLORBOND® steel, galvanised steel roofing or rainwater products should not be allowed.

Materials

METROSPAN® roof sheeting can be roll formed to order in ZINCALUME® steel, galvanised steel or a wide variety of COLORBOND® steel colours. Please enquire at your nearest Metroll office concerning colour range, lead time and availability.

Harsh Environments

If you intend to use METROSPAN® roof sheeting within 1km of industrial, chemical, marine or unusually corrosive environments, please contact your closest Metroll office for advice on the right product to use and refer to appropriate BlueScope® Steel Technical Bulletins.

Clean Up

Prior to departing the work site please take care to remove all foreign debris, screws, rivets and especially any swarf from drilling or cutting from the roof surface or from inside the gutters. Failure to do this may result in premature corrosion of the roof or gutter system.

Design & Building Specifications

This profile needs to be specified as METROSPAN® as manufactured by Metroll Pty Ltd and needs to be fixed in a workmanlike manner and in accordance with the manufacturer's recommendations. Base sheet steel shall be G300/AZ150 with specified finish.

Availability & Delivery

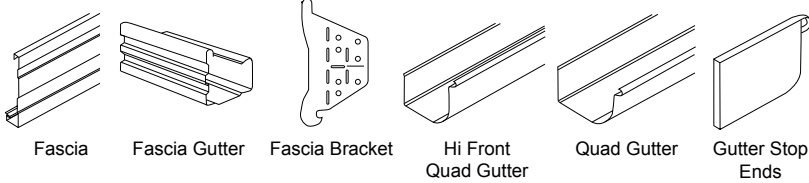
To prevent damage when lifting long lengths of sheeting by crane, ensure that the load is evenly spread. Where a crane cannot be made available, the customer is responsible for providing sufficient labour to help the driver to unload.

You can avoid damage when lifting long lengths of sheeting by crane by evenly loading the sheets.

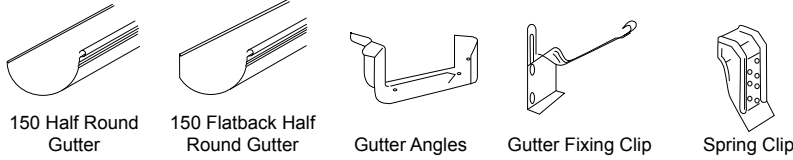


CHECKLIST Do you require any of the following?

Fascias, Gutters & Ancillary Items

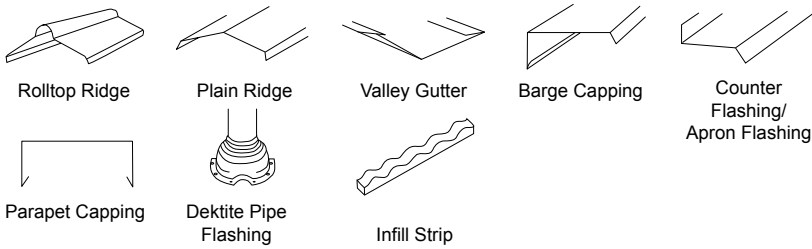


Fascia Fascia Gutter Fascia Bracket Hi Front Quad Gutter Quad Gutter Gutter Stop Ends



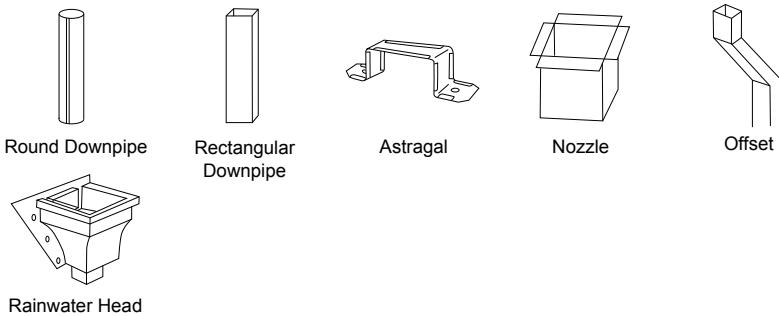
150 Half Round Gutter 150 Flatback Half Round Gutter Gutter Angles Gutter Fixing Clip Spring Clip

Flashings & Cappings



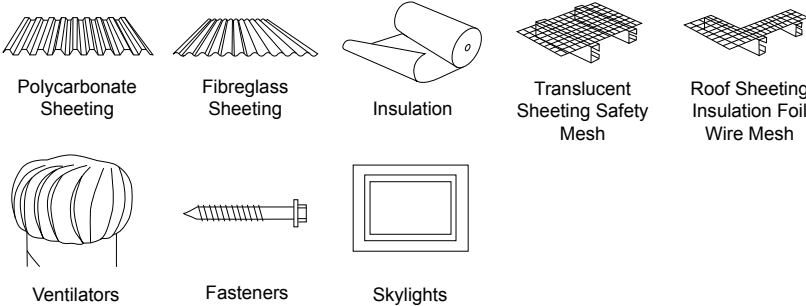
Rolltop Ridge Plain Ridge Valley Gutter Barge Capping Counter Flashing/Apron Flashing Parapet Capping Deklite Pipe Flashing Infill Strip

Downpipes & Ancillary Items



Round Downpipe Rectangular Downpipe Astragal Nozzle Offset Rainwater Head

Other Products



Polycarbonate Sheeting Fibreglass Sheeting Insulation Translucent Sheeting Safety Mesh Roof Sheeting Insulation Foil Wire Mesh Ventilators Fasteners Skylights

Distributed By:

Metroll Pty Ltd. ABN 97 001 446 439. All reasonable care has been taken in the compilation of the information contained in this brochure. All recommendations on the use of our products are made without guarantee as conditions of use are beyond the control of Metroll Pty Ltd. It is the customers responsibility to ensure that the product is fit for its intended purpose and that the actual conditions of use are suitable. Metroll Pty Ltd, pursues a policy of continuous development and reserves the right to amend specifications without prior notice. The Metroll M and Logo are registered trademarks of Metroll Pty Ltd.

AQUAPLATE®, COLORBOND®, GALVASPAN®, ZINCALUME® steels, Thermatech® are all registered trade marks of BlueScope Steel Limited.



NSW Branches

METROLL - Sydney

165 Airds Road, Minto, NSW 2566
 PO BOX 1665, Campbelltown, NSW 2560
 P: 1300 766 346 (Australia)
 F: 1300 766 347 (Australia)
 E: sales@sydney.metroll.com.au
 www.metroll.com.au/sydney

METROLL - Newcastle

268 Macquarie Road, Warners Bay, NSW 2282
 PO BOX 267, Cardiff, NSW 2285
 P: +61 (0)2 4954 5799
 F: +61 (0)2 4954 0891
 E: sales@metrollnewcastle.com.au
 www.metroll.com.au/newcastle

METROLL - Tamworth

Lot 2 Jewry Street, Tamworth, NSW 2340
 PO BOX W3177, West Tamworth, NSW 2340
 P: +61 (0)2 6765 4799
 F: +61 (0)2 6765 2672
 E: sales@tamworth.metroll.com.au
 www.metroll.com.au/tamworth

METROLL - Lismore

29 Krauss Avenue, South Lismore, NSW 2480
 P: +61 (0)2 6622 6677
 F: +61 (0)2 6622 6678
 E: sales@lismore.metroll.com.au
 www.metroll.com.au/lismore

METROLL - Dubbo

3 Jannali Road, West Dubbo, NSW 2830
 PO BOX 615, Dubbo, NSW 2830
 P: +61 (0)2 6882 8277
 F: +61 (0)2 6882 8008
 E: sales@dubbo.metroll.com.au
 www.metroll.com.au/dubbo

Palmer Steel Frame & Truss P/L Narrabri

15 Kaputar Road, Narrabri, NSW 2390
 PO BOX 294, Narrabri, NSW 2390
 P: +61 (0)2 6792 1082
 F: +61 (0)2 6792 4322
 E: info@palmerframes.com.au
 www.palmerframes.com.au

For other state contacts visit
 www.metroll.com.au