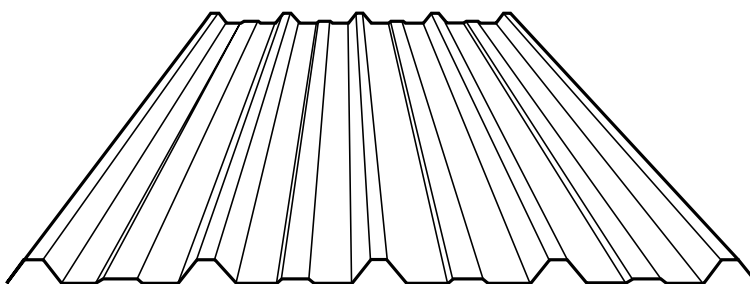


Popular Industrial Roofing & Cladding Profile

TRIMCLAD®



29mm
Height
I




Metroll®

BETTER SERVICE • BETTER BUILDING SOLUTIONS

About TRIMCLAD®

Requiring a minimum pitch of 2° TRIMCLAD® roofing and cladding is a preferred choice for commercial industrial uses. It is manufactured from 0.42mm and 0.48mm BMT* COLORBOND® steel, ZINCALUME® steel or galvanised steel. TRIMCLAD® can be custom cut to specified lengths and comes in the wide range of COLORBOND® steel colours.



*BMT means Base Metal Thickness

Fasteners

Softwood

Roofing: M6 -11 x 65mm Roof Zips®, Hex Head with seal.

Cladding: M6 -11 x 25mm Roof Zips®, Hex Head with seal.

Hardwood

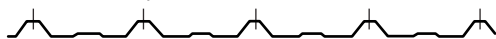
Roofing: M6 -11 x 50mm Roof Zips®, Hex Head with seal

Cladding: M6 -11 x 25mm Roof Zips®, Hex Head with seal.

Steel

Metal purlins and battens to a maximum of 3.5mm with M5.5 x 50mm AutoTeks®, Hex Head with seal.

Ends & End Laps

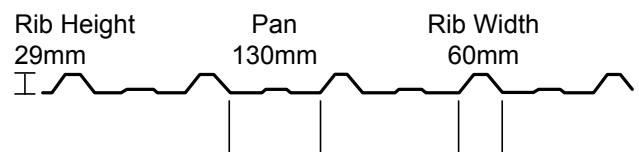


Intermediate Supports




Benefits

- Custom lengths
- Lightweight
- Long lengths
- Ideal for commercial/industrial uses
- Variety of colours
- Cost effective
- Variety matching accessories
- Long spanning capability



Direction of Prevailing Weather



Direction of Laying Sheets



Installation

Length

Metroll supplies TRIMCLAD® sheeting cut to order as required depending on load limit regulations set by the relevant local transport authority. Lengths to be manufactured need to be site measurements, not those taken off plans.

Sheet length is obtained by measuring the distance from the ridges to external edges, or fascia and adding a minimum of 50mm for overhang into the gutter.

Length tolerance of TRIMCLAD® is $\pm 0-15$ mm.

To prevent damage when lifting long lengths, ensure sheets are lifted with the use of multiple lift point spreader bars.

Cutting

TRIMCLAD® sheets shall be cut in a way so as to avoid damage to the sheets and other nearby finished building products.

Handling of Material

When handling TRIMCLAD®, care should be taken at all times to preserve the quality of the finish. Packs need to be kept dry and stored above ground on dunnage whilst awaiting installation. If the sheets become wet these need to be separated, wiped and placed in the open air to dry.

Walking on TRIMCLAD®

When walking on TRIMCLAD® roof sheeting always wear flat rubber soled shoes and only walk over areas where you have installed purlin or batten supports. The specified walking path on TRIMCLAD® is either pan next to the lapped edge ribs.

Clean Up

Prior to departing the work site, remove all foreign debris, screws, rivets and especially any swarf from drilling or cutting from the roof surface or from inside the gutters. Failure to do this may result in premature corrosion of the roof or gutter system.

Compatibility

Never use lead flashings with ZINCALUME® steel or COLORBOND® steel TRIMCLAD® roof sheeting. Drainage from copper roofs onto ZINCALUME® steel, COLORBOND® steel or galvanised steel roofing or rainwater products should not be allowed.

Materials

TRIMCLAD® roof and wall sheeting can be roll formed to order in ZINCALUME® steel, COLORBOND® steel and galvanised steel. Please enquire at your nearest Metroll office concerning the wide range of COLORBOND® steel colours, lead-times and availability.

Harsh Environments

If you intend to use TRIMCLAD® roof sheeting or walling within 1km of industrial, chemical, marine or unusually corrosive environments please do not hesitate to contact the nearest Metroll office for advice on the best product to use.



Availability & Delivery

TRIMCLAD® is available from the Metroll branches nationwide. Please contact your nearest Metroll office for the relevant delivery days to your area.

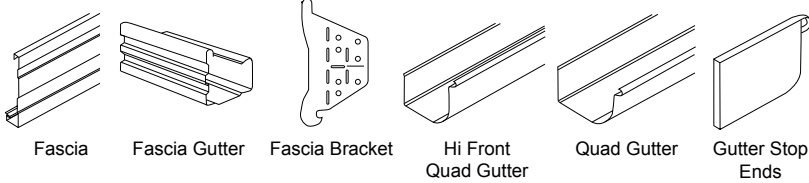
You can help Metroll to supply TRIMCLAD® in good order by ensuring that you have made suitable arrangements to have trucks unloaded. When lifting long sheets by crane please ensure that the load is evenly spread.

Design & Building Specifications

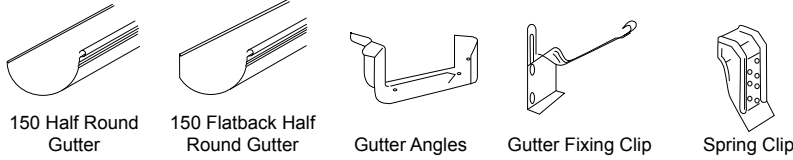
All roofing and wall cladding should be specified on the drawings as TRIMCLAD® as manufactured by Metroll and needs to be installed in a workmanlike manner and in accordance with the manufacturer's recommendations. Base sheet steel shall be G550/AZ150 with specified finish.

CHECKLIST Do you require any of the following?

Fascias, Gutters & Ancillary Items

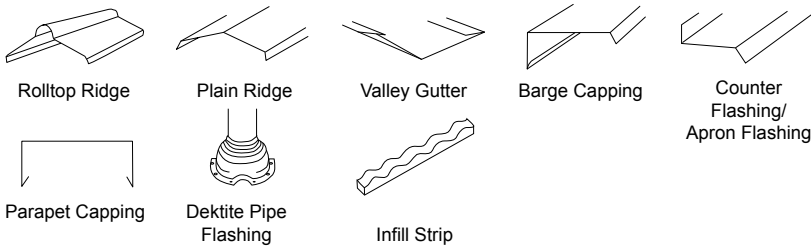


Fascia Fascia Gutter Fascia Bracket Hi Front Quad Gutter Quad Gutter Gutter Stop Ends



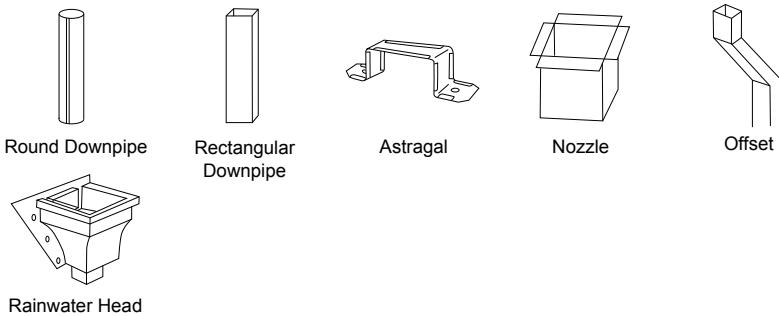
150 Half Round Gutter 150 Flatback Half Round Gutter Gutter Angles Gutter Fixing Clip Spring Clip

Flashings & Cappings



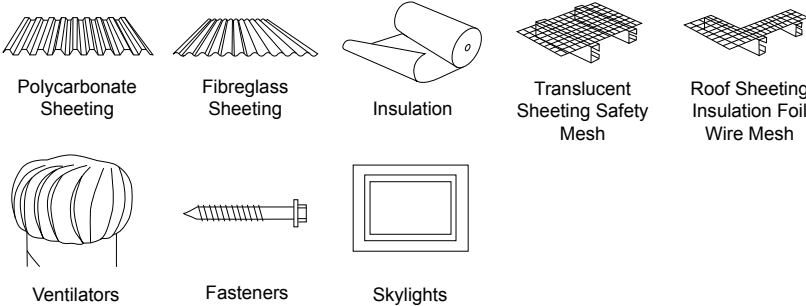
Rolltop Ridge Plain Ridge Valley Gutter Barge Capping Counter Flashing/Apron Flashing Parapet Capping Deklite Pipe Flashing Infill Strip

Downpipes & Ancillary Items



Round Downpipe Rectangular Downpipe Astragal Nozzle Offset Rainwater Head

Other Products



Polycarbonate Sheeting Fibreglass Sheeting Insulation Translucent Sheeting Safety Mesh Roof Sheeting Insulation Foil Wire Mesh Ventilators Fasteners Skylights

Distributed By:

Metroll Pty Ltd. ABN 97 001 446 439. All reasonable care has been taken in the compilation of the information contained in this brochure. All recommendations on the use of our products are made without guarantee as conditions of use are beyond the control of Metroll Pty Ltd. It is the customers responsibility to ensure that the product is fit for its intended purpose and that the actual conditions of use are suitable. Metroll Pty Ltd, pursues a policy of continuous development and reserves the right to amend specifications without prior notice. The Metroll M and Logo are registered trademarks of Metroll Pty Ltd.

AQUAPLATE®, COLORBOND®, GALVASPAN®, ZINCALUME® steels, Thermatech® are all registered trade marks of BlueScope Steel Limited.



NSW Branches

METROLL - Sydney

165 Airds Road, Minto, NSW 2566
 PO BOX 1665, Campbelltown, NSW 2560
 P: 1300 766 346 (Australia)
 F: 1300 766 347 (Australia)
 E: sales@sydney.metroll.com.au
www.metroll.com.au/sydney

METROLL - Newcastle

268 Macquarie Road, Warners Bay, NSW 2282
 PO BOX 267, Cardiff, NSW 2285
 P: +61 (0)2 4954 5799
 F: +61 (0)2 4954 0891
 E: sales@metrollnewcastle.com.au
www.metroll.com.au/newcastle

METROLL - Tamworth

Lot 2 Jewry Street, Tamworth, NSW 2340
 PO BOX W3177, West Tamworth, NSW 2340
 P: +61 (0)2 6765 4799
 F: +61 (0)2 6765 2672
 E: sales@tamworth.metroll.com.au
www.metroll.com.au/tamworth

METROLL - Lismore

29 Krauss Avenue, South Lismore, NSW 2480
 P: +61 (0)2 6622 6677
 F: +61 (0)2 6622 6678
 E: sales@lismore.metroll.com.au
www.metroll.com.au/lismore

METROLL - Dubbo

3 Jannali Road, West Dubbo, NSW 2830
 PO BOX 615, Dubbo, NSW 2830
 P: +61 (0)2 6882 8277
 F: +61 (0)2 6882 8008
 E: sales@dubbo.metroll.com.au
www.metroll.com.au/dubbo

Palmer Steel Frame & Truss P/L Narrabri

15 Kaputar Road, Narrabri, NSW 2390
 PO BOX 294, Narrabri, NSW 2390
 P: +61 (0)2 6792 1082
 F: +61 (0)2 6792 4322
 E: info@palmerframes.com.au
www.palmerframes.com.au

For other state contacts visit
www.metroll.com.au