

Wide Range of Styles

GUTTERS, FASCIAS & ACCESSORIES



Metroll[®]

BETTER SERVICE • BETTER BUILDING SOLUTIONS

Guttering & Accessories

Made from COLORBOND® steel and ZINCALUME® steel, the Metroll range of gutters and accessories are practical and designed to fit the demanding needs of any building and environment.

Whether you want a standard or made to order guttering product, Metroll gutters are suited to a wide variety of applications including commercial, industrial, rural or domestic.

The extensive styles, materials and colours ensure that your gutters are durable, and matched to your roof and building design. Metroll gutters styles offer flexibility in terms of drainage capacity, design varieties and styles to complement roofing systems.

Metroll offers an extensive range of accessories including downpipes, flashings, internal and external gutter brackets, internal straps, stop ends, mitres, corners and cast angles of 45° and 90°.

Types of Gutters



Hi Front Quad 115 Gutter



Quad 115 Gutter



Fascia Gutter



METROLINE® Fascia

Fascia Gutter

Designed with a square profile to match the fascia, fascia gutter features high carrying capacity and comes with a return on rear gutter for fixing to roof sheeting.

METROLINE® Fascia & Capping

Metroll's METROLINE® Fascia gutter features high carrying capacity and comes with a return on rear gutter for fixing to roof sheeting. Square fronted gutters are designed to hide the ends of roof sheets and have slots in them to help the water overflow freely in heavy rain without entering the roof space.

METROLINE® Fascia Cover

Metroll high tensile METROLINE® Fascia Cover is designed and engineered to cover existing timber fascia. Designed to overcome the basic problems of timber, Metroll fascia and gutter profiles create a totally co-ordinated rainwater system.

High Front Quad 115 Gutters

High Front Quad Gutters come in a variety of carrying capacities and feature an extended face that conceal the roof lines.

Quad 115 Gutter

Quad 115 is traditional gutter style that conceals the roofline and is popular for new homes and old home renovation. It is an easy to install product that minimises denting and comes in an extensive range of colours, finishes and accessories.

150 Half Round Gutter & 150 Flatback Half Round

They are suited to high-end architectural applications and feature high carrying capacity, premium material quality and high quality engineering design.



150 Half Round Gutter

150 Flatback Half Round



Downpipes

Downpipes are part of our coordinated range of accessories that include nozzles and astragals, off sets and rainwater heads.

Rectangular Downpipe

Downpipes are manufactured out of steel, COLORBOND® steel and ZINCALUME® steel.
100 mm x 50 mm x 2400mm
100 mm x 75 mm x 2400mm

Check your local centre for availability of other sizes.

Round Downpipe

To compliment that finish you are after, Metroll can provide you with a range of round downpipes. Available in ZINCALUME® steel or COLORBOND® steel finishes, in several diameters. These products are available in standard lengths of 2400mm only.

Installation

Workmanship

Gutters need to be installed in a workmanlike manner as these catch the water as it comes off the roof and channel it away from your home. Measure along the edges of your roof and calculate how many gutter sections you need. Add 10% to your measurements for wastage and fitting. Combine the roof measurement with your gutter layout plan to calculate the number of other gutter components you will need.

Downpipes & Accessories

Begin at the end of your roof away from the downpipe location and measure down 1.27cm from the edge of your roof and mark it.

Move to the downpipes and again measure and mark down 1.27cm from the roof edge. Use a string level to be sure these marks are level with each other.

Calculate the slope you need so the water in your gutters flows towards the downpipes.

Measure the distance from the first mark at the downpipe end. Snap a chalk line from the lower mark at the downspout end to the single mark at the far end. This chalk line will be your reference line for installing your gutters.

Install the components of your gutter system - drop outlets, corners and mounting brackets. Fit individual sections of gutter into the mounting brackets and join the sections with gutter connectors. Use a hacksaw to cut gutter sections to fit when necessary.

Run clear silicon between the gutter sections to prevent water leaking through the seams. Install an elbow at the bottom of the drop outlet, then measure, cut and install the downspout to the base of the drop outlet. Attach the downpipe to the side of your house using mounting brackets.

Materials

Rainwater runoff from roofing materials such as ZINCALUME® steel or COLORBOND® pre-painted steel, aluminium or glazed tile surfaces should not be drained into a plain galvanised gutter or downpipe. Please enquire at your nearest Metroll office about colours, lead time and availability.

Harsh Environments

Avoid using Metroll guttering and accessories within 1km of industrial, chemical, marine or unusually corrosive environments. If your project is located within a corrosive region please contact your nearest Metroll office for advice on the right product to use.

Overall Tips

Use rust resistant screws when installing your gutter components.

As a design principle, the overflow provisions should not be less than the capacity of the downpipes. Gutter manufacturers are able to provide technical advice on their products.

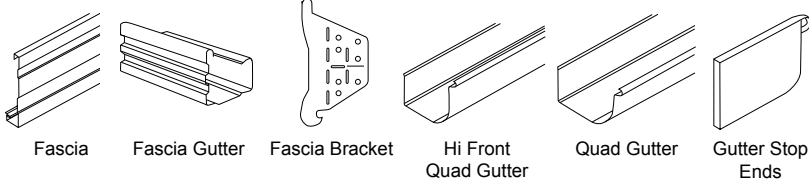
Suggested overflow measures include:

- Slotted front of gutter (subject to adequate capacity of slots)
- Inverted downpipe nozzle at high points in the gutter but set at a level below the fascia top
- Stop ends cut down to a lower level to act as a weir
- Gutter installed such that the gutter front is below the top of the fascia allowing overtopping of the gutter

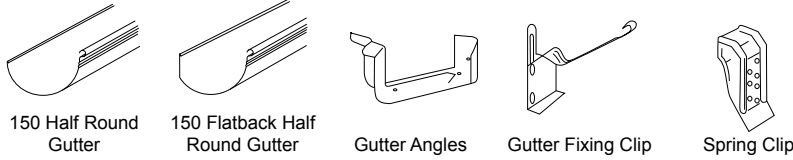
For more information refer to the "Water Overflow & Residential Gutters Fact Sheet" www.metroll.com.au

CHECKLIST Do you require any of the following?

Fascias, Gutters & Ancillary Items

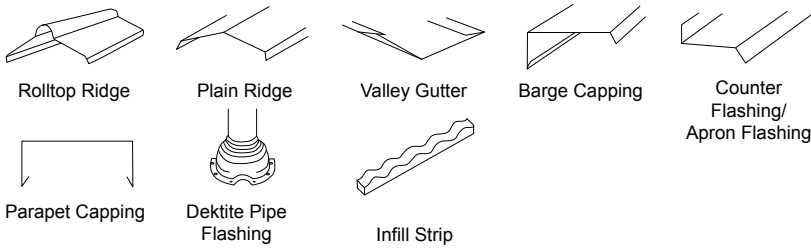


Fascia Fascia Gutter Fascia Bracket Hi Front Quad Gutter Quad Gutter Gutter Stop Ends



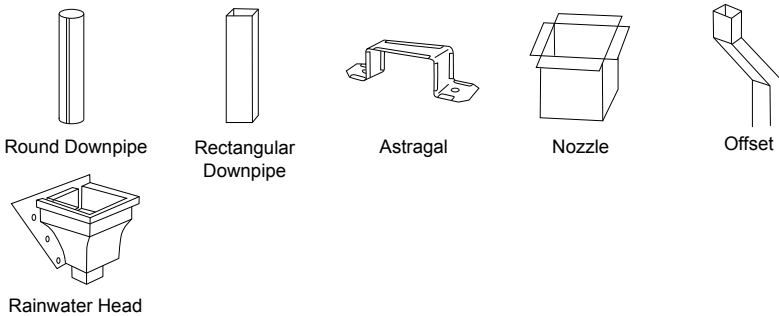
150 Half Round Gutter 150 Flatback Half Round Gutter Gutter Angles Gutter Fixing Clip Spring Clip

Flashings & Cappings



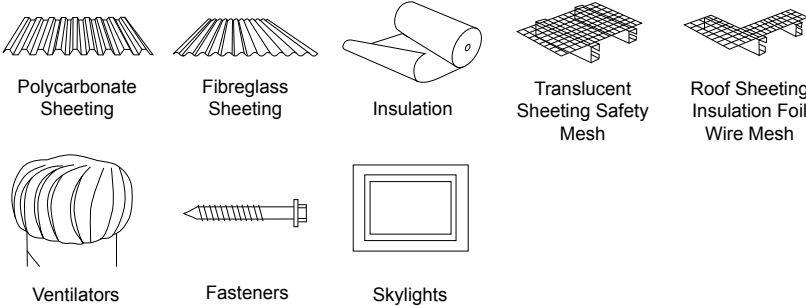
Rolltop Ridge Plain Ridge Valley Gutter Barge Capping Counter Flashing/Apron Flashing
Parapet Capping Deklite Pipe Flashing Infill Strip

Downpipes & Ancillary Items



Round Downpipe Rectangular Downpipe Astragal Nozzle Offset
Rainwater Head

Other Products



Polycarbonate Sheeting Fibreglass Sheeting Insulation Translucent Sheeting Safety Mesh Roof Sheeting Insulation Foil Wire Mesh
Ventilators Fasteners Skylights

Distributed By:

Metroll Pty Ltd. ABN 97 001 446 439. All reasonable care has been taken in the compilation of the information contained in this brochure. All recommendations on the use of our products are made without guarantee as conditions of use are beyond the control of Metroll Pty Ltd. It is the customers responsibility to ensure that the product is fit for its intended purpose and that the actual conditions of use are suitable. Metroll Pty Ltd, pursues a policy of continuous development and reserves the right to amend specifications without prior notice. The Metroll M and Logo are registered trademarks of Metroll Pty Ltd.

AQUAPLATE®, COLORBOND®, GALVASPAN®, ZINCALUME® steels, Thermatech® are all registered trade marks of BlueScope Steel Limited.



NSW Branches

METROLL - Sydney

165 Airds Road, Minto, NSW 2566
PO BOX 1665, Campbelltown, NSW 2560
P: 1300 766 346 (Australia)
F: 1300 766 347 (Australia)
E: sales@sydney.metroll.com.au
www.metroll.com.au/sydney

METROLL - Newcastle

268 Macquarie Road, Warners Bay, NSW 2282
PO BOX 267, Cardiff, NSW 2285
P: (02) 4954 5799 | F: (02) 4954 0891
E: sales@metrollnewcastle.com.au
www.metrollnewcastle.com.au

METROLL - Tamworth

Lot 2 Jewry Street, Tamworth, NSW 2340
PO BOX W3177, West Tamworth, NSW 2340
P: (02) 6765 4799 | F: (02) 6765 2672
E: sales@tamworth.metroll.com.au
www.metroll.com.au/tamworth

METROLL - Lismore

29 Krauss Avenue, South Lismore, NSW 2480
P: (02) 6622 6677 | F: (02) 6622 6678
E: sales@lismore.metroll.com.au
www.metroll.com.au/lismore

METROLL - Dubbo

3 Jannali Road, West Dubbo, NSW 2830
PO BOX 615, Dubbo, NSW 2830
P: (02) 6883 4800 | F: (02) 6882 8008
E: sales@dubbo.metroll.com.au
www.metroll.com.au/dubbo

METROLL - Wagga Wagga

560 Byrnes Road, Bomen, NSW 2650
PO BOX 672, Wagga Wagga, NSW 2650
P: (02) 5924 4500 | F: (02) 5924 4599
E: wagga@metroll.com.au
www.metroll.com.au/wagga

Palmer Steel Frame & Truss P/L Narrabri

15 Kaputar Road, Narrabri, NSW 2390
PO BOX 294, Narrabri, NSW 2390
P: (02) 6792 1082 | F: (02) 6792 4322
E: info@palmerframes.com.au
www.palmerframes.com.au

For other state contacts visit
www.metroll.com.au