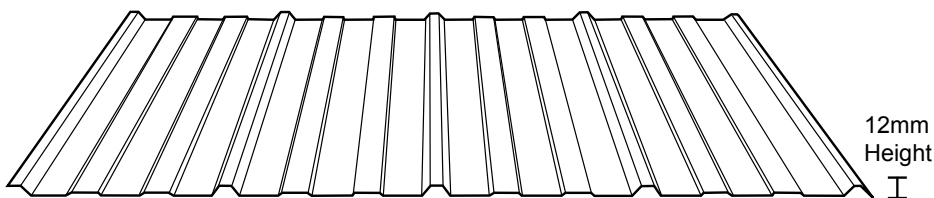


Easy to Install Low Cost External Cladding

METROCLAD® 850/864



About METROCLAD® 850/864

METROCLAD® 850/864 is a low rib, custom length, high tensile steel wall cladding. It is manufactured from 0.35mm and 0.42mm BMT* COLORBOND® steel, ZINCALUME® steel or galvanised steel. METROCLAD® 850/864 is an ideal profile for wall cladding on rural, commercial and domestic applications including tilt-up garage doors, screens, soffits, fascias and façade work.



*BMT means Base Metal Thickness

Fasteners

Location of Fasteners at Supports

METROCLAD® 850/864 may be fastened to timber or steel supports by valley fixing.

There should be 4 fixings per sheet at ends and end laps and 4 fixings per sheet at intermediate supports. Always face side laps away from prevailing weather.

Softwood & Hardwood Timber Supports

M6 - 11 x 25mm Roof Zips®, Hex Head

Steel Supports

Metal purlins and battens to a maximum of 3.5mm with Teks® 10 x 16mm

Dimensions

METROCLAD® 850/864 has an overall width of 890mm wide, with a cover width of 850mm in the case of METROCLAD® 850 and 864mm in the case of METROCLAD® 864.

For walls that require the sheets to be end lapped please allow maximum end laps of 100mm.

Benefits

- Cost effective
- Low rib
- Custom cut
- Versatile & durable
- Easy to install
- Neutral appearance

Installation

Length

Metroll supplies METROCLAD® 850/864 sheeting cut to customer specifications.

Maximum recommended lengths need to be restricted to 8m. Lengths to be manufactured need site measurements, not those taken off plans.

Length tolerance of METROCLAD® 850/864 is $\pm 0-15$ mm.

Handling of Material

When handling METROCLAD® 850/864 care should be taken to preserve the quality of the finish.

Packs should be kept dry and stored above ground on dunnage whilst on site. If sheets become wet, these need to be separated, wiped and placed in the open air to dry.

Clean Up

Prior to departing the work site, remove all foreign debris, screws, rivets and especially any swarf from drilling or cutting from the roof surface. Failure to do this may result in premature corrosion of the cladding system.

Cutting

METROCLAD® 850/864 wall cladding can be cut by using a circular saw with a metal cutting blade, power shears or nibblers.

When you cut COLORBOND® steel sheeting ensure the coloured surface is placed downwards to lessen the likelihood of swarf being embedded in the exposed surface.

Compatibility

Never use lead flashings with ZINCALUME® steel or COLORBOND® steel METROCLAD® 850/864 wall cladding.

Materials

METROCLAD® 850/864 wall cladding can be roll formed to order in galvanised steel and ZINCALUME® steel in a wide range of COLORBOND® steel. Please enquire at your nearest Metroll office about colours, lead time and availability.

Harsh Environments

Avoid using METROCLAD® 850/864 cladding within 1km of industrial, chemical, marine or unusually corrosive environments. If your project is located within a corrosive region please contact your nearest Metroll office for advice on the right product to use.

Design & Building Specifications

Designs and drawings need to specify METROCLAD® 850/864 as manufactured by Metroll Pty Ltd. METROCLAD® 850/864 needs to be fixed in a workmanlike manner and in accordance with the manufacturer's recommendations. Base sheet steel shall be G550/AZ150 with specified finish.

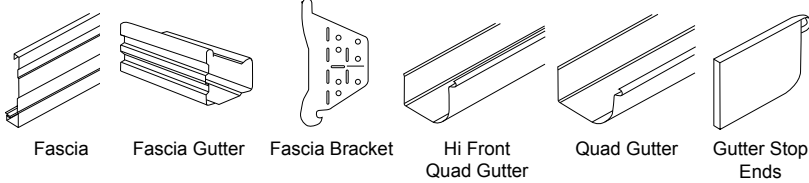
Availability & Delivery

METROCLAD® 850/864 is available directly from the national network of Metroll offices. Please contact your local Metroll office or distributor for relevant delivery days to your area. To protect material quality, please ensure that you have made suitable personnel and crane arrangements to unload sheeting from trucks.

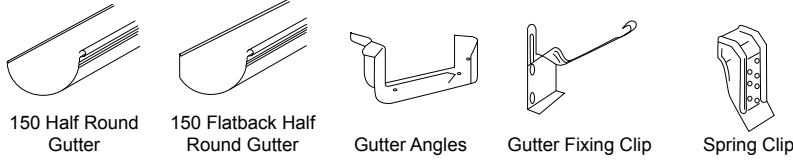


CHECKLIST Do you require any of the following?

Fascias, Gutters & Ancillary Items

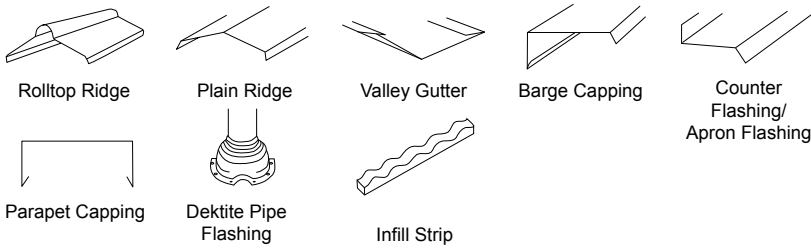


Fascia Fascia Gutter Fascia Bracket Hi Front Quad Gutter Quad Gutter Gutter Stop Ends



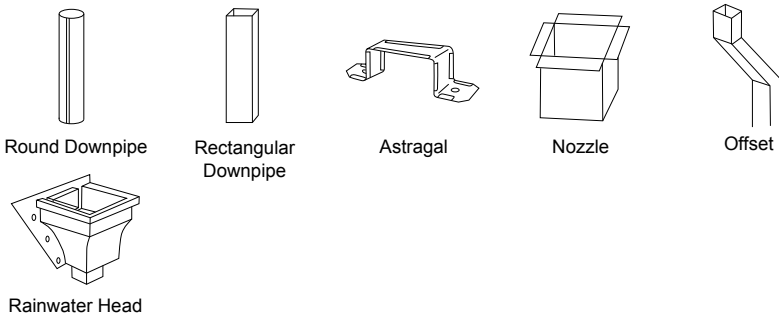
150 Half Round Gutter 150 Flatback Half Round Gutter Gutter Angles Gutter Fixing Clip Spring Clip

Flashings & Cappings



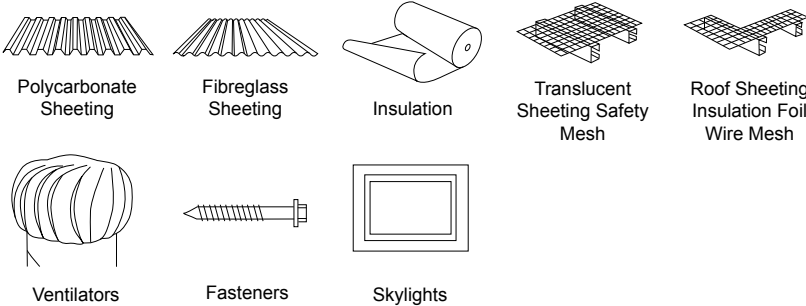
Rolltop Ridge Plain Ridge Valley Gutter Barge Capping Counter Flashing/Apron Flashing Parapet Capping Deklite Pipe Flashing Infill Strip

Downpipes & Ancillary Items



Round Downpipe Rectangular Downpipe Astragal Nozzle Offset Rainwater Head

Other Products



Polycarbonate Sheeting Fibreglass Sheeting Insulation Translucent Sheeting Safety Mesh Roof Sheeting Insulation Foil Wire Mesh Ventilators Fasteners Skylights

Distributed By:

Metroll Pty Ltd. ABN 97 001 446 439. All reasonable care has been taken in the compilation of the information contained in this brochure. All recommendations on the use of our products are made without guarantee as conditions of use are beyond the control of Metroll Pty Ltd. It is the customers responsibility to ensure that the product is fit for its intended purpose and that the actual conditions of use are suitable. Metroll Pty Ltd, pursues a policy of continuous development and reserves the right to amend specifications without prior notice. The Metroll M and Logo are registered trademarks of Metroll Pty Ltd.

AQUAPLATE®, COLORBOND®, GALVSPAN®, ZINCALUME® steels, Thermatech® are all registered trade marks of BlueScope Steel Limited.



NSW Branches

METROLL - Sydney

165 Airds Road, Minto, NSW 2566
 PO BOX 1665, Campbelltown, NSW 2560
 P: 1300 766 346 (Australia)
 F: 1300 766 347 (Australia)
 E: sales@sydney.metroll.com.au
 www.metroll.com.au/sydney

METROLL - Newcastle

268 Macquarie Road, Warners Bay, NSW 2282
 PO BOX 267, Cardiff, NSW 2285
 P: (02) 4954 5799 | F: (02) 4954 0891
 E: sales@metrollnewcastle.com.au
 www.metrollnewcastle.com.au

METROLL - Tamworth

Lot 2 Jewry Street, Tamworth, NSW 2340
 PO BOX W3177, West Tamworth, NSW 2340
 P: (02) 6765 4799 | F: (02) 6765 2672
 E: sales@tamworth.metroll.com.au
 www.metroll.com.au/tamworth

METROLL - Lismore

29 Krauss Avenue, South Lismore, NSW 2480
 P: (02) 6622 6677 | F: (02) 6622 6678
 E: sales@lismore.metroll.com.au
 www.metroll.com.au/lismore

METROLL - Dubbo

3 Jannali Road, West Dubbo, NSW 2830
 PO BOX 615, Dubbo, NSW 2830
 P: (02) 6883 4800 | F: (02) 6882 8008
 E: sales@dubbo.metroll.com.au
 www.metroll.com.au/dubbo

METROLL - Wagga Wagga

560 Byrnes Road, Bomen, NSW 2650
 PO BOX 672, Wagga Wagga, NSW 2650
 P: (02) 5924 4500 | F: (02) 5924 4599
 E: wagga@metroll.com.au
 www.metroll.com.au/wagga

Palmer Steel Frame & Truss P/L Narrabri

15 Kaputar Road, Narrabri, NSW 2390
 PO BOX 294, Narrabri, NSW 2390
 P: (02) 6792 1082 | F: (02) 6792 4322
 E: info@palmerframes.com.au
 www.palmerframes.com.au

For other state contacts visit
www.metroll.com.au