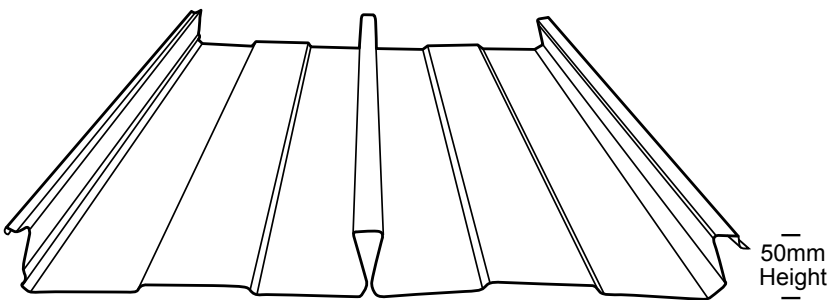


Designed for Quality Home Improvements

SPANPLUS 500™



About SPANPLUS 500™

SPANPLUS 500™ comes in 0.42 BMT* steel and ROOFLITE® materials that have been purpose designed for non trafficable areas including patios, awnings and carports. SPANPLUS 500™ complies with all the relevant standards and is available in a selection of double-sided COLORBOND® steel and ZINCALUME® steel.



*BMT means Base Metal Thickness

Sizing & Cover

For normal applications in non-cyclonic areas, the following general recommendations are provided subject to using the correct size and numbers of fasteners.

BMT	Rib Height (mm)	Cover Width (mm)
0.42	50+0.4-0	±1.0-2.0

The preceding recommendations comply with the requirements of AS.SAA HB39-1997 "Installation Code for Metal Roofing and Wall Cladding".

Support Spacings

Span Tables - Non Trafficable Roof	
Design Wind Speed	Max Clear Span (mm)
W28	4500
W33	4500
W36	4500
W41	4200
W50	3300
W55	2700
W60	2100
Max Overhang is 900mm	

Single Spans Only.

Benefits

- Works as roof & ceiling together
- Elegant ceiling finish
- Low roof pitch
- Custom cut
- Long spans
- Durable & strong
- Long lengths
- Easy & fast to install
- Double sided COLORBOND® steel colours
- High gloss surface

Fixings

For Non-Cyclonic Areas: Two type 10*16 Teks® screws per pan at each support and two 3.2mm sealed aluminium rivets per pan at the receiver channel. All Teks® screws to have neoprene washers.

For Cyclonic Areas: In addition, two type 10*16 Teks® screws per pan used on fascia beam. Two 3.2mm sealed aluminium rivets per pan at the receiver channel. All Teks® screws to have neoprene washers.

Installation

Length

SPANPLUS 500™ has a 500mm cover which allows ease of handling during installation. Sheets are available to a minimum length of 1200mm and maximum length of 9000mm cut to size so as to minimise onsite wastage. Manufacturing lengths ordered from Metroll need to be site measurements, not those taken off building plans.

Scope

Where indicated on drawings, provide and fix pan of roof sheeting having ribs of truncated triangular shape all as specified with all the necessary fasteners, accessories and flashings.

Preparation

Ensure that the tops of the beams, purlins or battens are all in one plane by packing or easing between purlin and supports.

Handling of Material

When handling SPANPLUS 500™ care should be taken at all times to preserve the quality of the finish. Packs should be kept dry and stored above ground on dunnage whilst on site. If sheets do become wet, these need to be separated, wiped and placed in the open air to dry.

Fastening Sheets to Supports

SPANPLUS 500™ may be crest fixed to timber or steel roofing or walling supports, or valley fixed to steel supports or timber walling supports. Fasteners need to be located at less than 25mm from ends of sheets.

Cutting

SPANPLUS 500™ wall cladding can be cut by using a circular saw with a metal cutting blade, power shears or nibblers.

Clean Up

Prior to departing the worksite, remove all foreign debris, screws, rivets and especially any swarf from drilling or cutting from the roof surface. Failure to do this may result in premature corrosion of the cladding system.

Compatibility

Never use lead flashings with ZINCALUME® steel and COLORBOND® steel SPANPLUS 500™ cladding.

Harsh Environments

Avoid using SPANPLUS 500™ cladding within 1km of industrial, chemical, marine or unusually corrosive environments. If your project is located within a corrosive region please contact your nearest Metroll office for advice on the right product to use.

Workmanship

Designs and drawings need to specify SPANPLUS 500™ as manufactured by Metroll Pty Ltd. SPANPLUS 500™ must be installed according to the manufacturer's recommendations.

Materials

SPANPLUS 500™ comes in doublesided COLORBOND® steel colours. Please enquire at your nearest Metroll office about colours, lead time and availability.

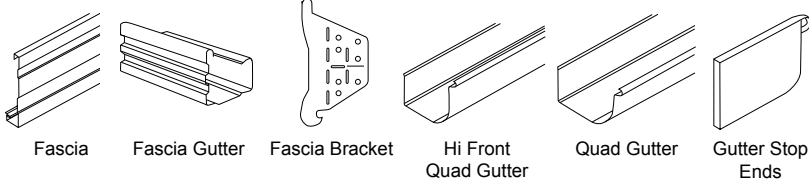
Availability & Delivery

SPANPLUS 500™ is available directly from the national network of Metroll offices. Please contact your local Metroll office or distributor for relevant delivery days to your area. To protect material quality, please ensure that you have made suitable personnel arrangements to unload sheeting from trucks.

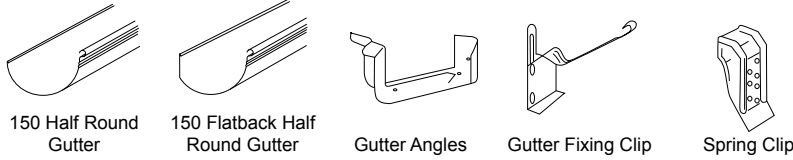


CHECKLIST Do you require any of the following?

Fascias, Gutters & Ancillary Items

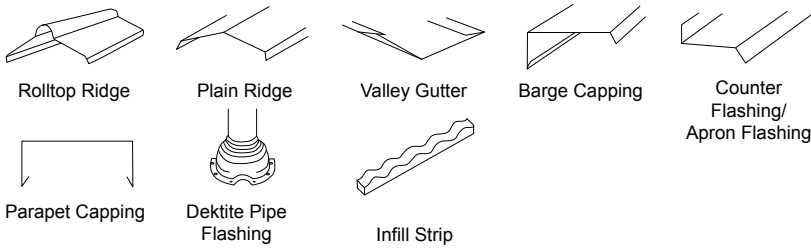


Fascia Fascia Gutter Fascia Bracket Hi Front Quad Gutter Quad Gutter Gutter Stop Ends



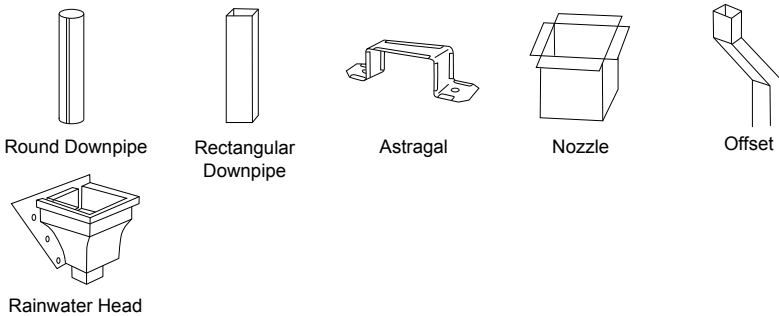
150 Half Round Gutter 150 Flatback Half Round Gutter Gutter Angles Gutter Fixing Clip Spring Clip

Flashings & Cappings



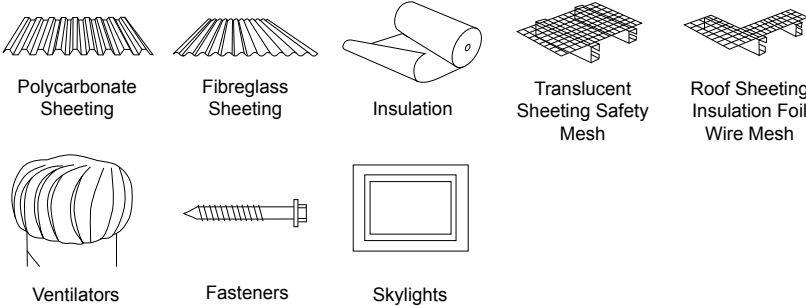
Rolltop Ridge Plain Ridge Valley Gutter Barge Capping Counter Flashing/Apron Flashing Parapet Capping Deklite Pipe Flashing Infill Strip

Downpipes & Ancillary Items



Round Downpipe Rectangular Downpipe Astragal Nozzle Offset Rainwater Head

Other Products



Polycarbonate Sheeting Fibreglass Sheeting Insulation Translucent Sheeting Safety Mesh Roof Sheeting Insulation Foil Wire Mesh Ventilators Fasteners Skylights

Distributed By:

Metroll Pty Ltd. ABN 97 001 446 439. All reasonable care has been taken in the compilation of the information contained in this brochure. All recommendations on the use of our products are made without guarantee as conditions of use are beyond the control of Metroll Pty Ltd. It is the customers responsibility to ensure that the product is fit for its intended purpose and that the actual conditions of use are suitable. Metroll Pty Ltd, pursues a policy of continuous development and reserves the right to amend specifications without prior notice. The Metroll M and Logo are registered trademarks of Metroll Pty Ltd.

AQUAPLATE®, COLORBOND®, GALVSPAN®, ZINCALUME® steels, Thermatech® are all registered trade marks of BlueScope Steel Limited.



NSW Branches

METROLL - Sydney

165 Airds Road, Minto, NSW 2566
 PO BOX 1665, Campbelltown, NSW 2560
 P: 1300 766 346 (Australia)
 F: 1300 766 347 (Australia)
 E: sales@sydney.metroll.com.au
 www.metroll.com.au/sydney

METROLL - Newcastle

268 Macquarie Road, Warners Bay, NSW 2282
 PO BOX 267, Cardiff, NSW 2285
 P: (02) 4954 5799 | F: (02) 4954 0891
 E: sales@metrollnewcastle.com.au
 www.metrollnewcastle.com.au

METROLL - Tamworth

Lot 2 Jewry Street, Tamworth, NSW 2340
 PO BOX W3177, West Tamworth, NSW 2340
 P: (02) 6765 4799 | F: (02) 6765 2672
 E: sales@tamworth.metroll.com.au
 www.metroll.com.au/tamworth

METROLL - Lismore

29 Krauss Avenue, South Lismore, NSW 2480
 P: (02) 6622 6677 | F: (02) 6622 6678
 E: sales@lismore.metroll.com.au
 www.metroll.com.au/lismore

METROLL - Dubbo

3 Jannali Road, West Dubbo, NSW 2830
 PO BOX 615, Dubbo, NSW 2830
 P: (02) 6883 4800 | F: (02) 6882 8008
 E: sales@dubbo.metroll.com.au
 www.metroll.com.au/dubbo

METROLL - Wagga Wagga

560 Byrnes Road, Bomen, NSW 2650
 PO BOX 672, Wagga Wagga, NSW 2650
 P: (02) 5924 4500 | F: (02) 5924 4599
 E: wagga@metroll.com.au
 www.metroll.com.au/wagga

Palmer Steel Frame & Truss P/L Narrabri

15 Kaputar Road, Narrabri, NSW 2390
 PO BOX 294, Narrabri, NSW 2390
 P: (02) 6792 1082 | F: (02) 6792 4322
 E: info@palmerframes.com.au
 www.palmerframes.com.au

For other state contacts visit
www.metroll.com.au